

Gospel Light

# Family FunTime

For Parents and Their Preschoolers Bible Stories • Activities • Conversation Starters • FALL LESSON 9

## “Obey the Lord.”

Deuteronomy 27:10


let's talk

Today I learned:

We can choose to do good things. We can choose to love and obey God!

Ask me:


Doing good things is a way to obey God. What is a good thing you can do? Who has done something good for you?



What do you think the camel is carrying? Where are these people going?



Read the story on the next page and on pages 44-47 in *God's Story for Me* Bible storybook.



# let's listen

## Bible Story

Genesis 12:1-8

Walk your fingers every time you read about **walking**. Invite your child to imitate you. **For older children:** What different kinds of shoes do you have? Why do you think there are different kinds of shoes?




Abraham lived in a city. He lived in a house. One day, God told Abraham, "I want you to move to a new land. I will show you how to get there." There were no cars, airplanes or trains. Abraham would have to **walk**.

Abraham chose to obey God. He told his wife, Sarah, and his nephew, Lot, "We are going to leave this city. We are going to a new land." Abraham and his family would need strong sandals for **walking!**

The family had sheep, goats and cows. They had camels and donkeys. They worked hard to get the animals ready. They packed food and clothes and extra sandals. They packed up tents and blankets for sleeping.



Then they started **walk- ing**. What kinds of noises do you think their **walking** sandals made? Step-step-step. **Walk-walk-walk**. They **walked** every day. Every night they got out their tents and blankets. They took off their sandals and rubbed their tired feet. The new land was far, far away from the city. But they knew God was taking care of them. So they kept **walking**.



One day, God told Abraham, “This place will be your new home.”

Abraham and his family put up their tents. They thanked God for keeping them safe all the way to this new land. God was glad that Abraham had obeyed. Abraham was glad, too. Now he and his family were done **walking!** They could rest their feet!



# Family Talk

Look at a backpack or overnight bag with your child. Ask,

- What’s the biggest thing we could fit inside this bag?
- Who packed up tents and blankets? Where did they walk?

# Prayer Time

Things to talk about:

- What are some ways people in our family have obeyed God by sharing or taking turns today?
- When are other times we can choose to obey God?

Words to pray together:

Dear God, thank You that we can [name actions your child mentioned]. We want to obey You because we love You. In Jesus’ name, amen.



# let's play



## Not An Easy Task

As Christian parents, we want our children to love and obey God. But teaching and encouraging obedience doesn't always seem like an easy task! Here are some great questions to keep in mind:

Ask God to help you love and obey Him as you teach your child about obedience, too.

- **How do I ask?** Be kind, polite and clear about what you want. Give positive directions: Instead of “Stop it!” or “No!” say, “You need to . . .” or “It’s time to . . .” or “Let’s . . .”. This tells your child what to do! “Liam, you need to put your jacket on the hook.”
- **What do I expect?** Expecting a child to do a chore beyond his or her ability frustrates you both. Also, young children can't always remember instructions. Align your expectations with reality. Show your child how to do the job. Be on your child's side!
- **What choice do I give?** Invite your child to choose between two acceptable jobs to do. This helps teach responsibility and usually stops a power struggle. And now, your child is choosing to obey!

## Grocery-Story Highlights

Every child loves to use a highlighter! So before your next trip to the grocery store, make a shopping list together. Write the list on an index card. Ask your child to tell one or two foods to add to the list (fruit, cereal, drink, etc.). At the grocery store, give your child a highlighter and the shopping list. Help your child mark off the items on the list as they are added to the cart. On the way home, say, **Thank for obey-ing and helping me today.**

